



... ▢ Student Fees Information ▢ Undergraduate

▢ MANDATORY COVID-19 VACCINE PASSPORT and DAILY SCREENING

# Undergraduate Fees

Citizenship Status

▾  
Canadian/Permanent Resident

Academic Year

▾  
2020-2021

Campus

▾  
Thunder Bay

Program

▾  
- Any -

Registration Term

▾  
Fall/Winter

Attendance Level

▾

Arts (Includes, but is not limited to: HBMus, HBFA, Palliative Care, Dementia Studies, NLIP)

|  |  |       |           |  |  |     |
|--|--|-------|-----------|--|--|-----|
|  |  | Field | Ancillary |  |  | 2nd |
|--|--|-------|-----------|--|--|-----|

| Year | Tuition    | Trip   | Fees       | Total      | 1st Installment | Installment |
|------|------------|--------|------------|------------|-----------------|-------------|
| 1    | \$5,984.51 | \$0.00 | \$1,207.63 | \$7,192.14 | \$3,596.07      | \$3,596.07  |
| 2    | \$5,955.86 | \$0.00 | \$1,187.63 | \$7,143.49 | \$3,571.75      | \$3,571.74  |
| 3    | \$5,915.30 | \$0.00 | \$1,187.63 | \$7,102.93 | \$3,551.47      | \$3,551.46  |
| 4    | \$5,398.29 | \$0.00 | \$1,187.63 | \$6,585.92 | \$3,292.96      | \$3,292.96  |

[Click to display ancillary fee breakdown](#)

[Schedule of Fees for Services, Co-op, and Course-Related Fees](#)

---

**Business Administration**

| Year | Tuition    | Ancillary Fees | Total      | 1st Installment | 2nd Installment |
|------|------------|----------------|------------|-----------------|-----------------|
| 3    | \$6,229.08 | \$1,187.63     | \$7,416.71 | \$3,708.36      | \$3,708.35      |

[Click to display ancillary fee breakdown](#)

[Schedule of Fees for Services, Co-op, and Course-Related Fees](#)

---

**Commerce (Honours)**

| Year | Tuition    | Field Trip | Ancillary Fees | Total      | 1st Installment | 2nd Installment |
|------|------------|------------|----------------|------------|-----------------|-----------------|
| 1    | \$7,170.73 | \$0.00     | \$1,207.63     | \$8,378.36 | \$4,189.18      | \$4,189.18      |
| 2    | \$6,905.15 | \$0.00     | \$1,187.63     | \$8,092.78 | \$4,046.39      | \$4,046.39      |
| 3    | \$6,649.41 | \$0.00     | \$1,187.63     | \$7,837.04 | \$3,918.52      | \$3,918.52      |

|   |            |        |            |            |            |            |
|---|------------|--------|------------|------------|------------|------------|
|   |            |        |            |            |            |            |
| 4 | \$6,443.00 | \$0.00 | \$1,187.63 | \$7,630.63 | \$3,815.32 | \$3,815.31 |

[Click to display ancillary fee breakdown](#)

[Schedule of Fees for Services, Co-op, and Course-Related Fees](#)

---

Common Year Applied Science

| Year | Tuition    | Ancillary Fees | Total      | 1st Installment | 2nd Installment |
|------|------------|----------------|------------|-----------------|-----------------|
| 1    | \$6,266.38 | \$1,207.63     | \$7,474.01 | \$3,737.01      | \$3,737.00      |

[Click to display ancillary fee breakdown](#)

[Schedule of Fees for Services, Co-op, and Course-Related Fees](#)

---

Education (Concurrent)

| Year | Tuition    | Field Trip | Ancillary Fees | Total      | 1st Installment | 2nd Installment |
|------|------------|------------|----------------|------------|-----------------|-----------------|
| 1    | \$6,229.32 | \$0.00     | \$1,207.63     | \$7,436.95 | \$3,718.48      | \$3,718.47      |
| 2    | \$6,199.52 | \$0.00     | \$1,187.63     | \$7,387.15 | \$3,693.58      | \$3,693.57      |
| 3    | \$6,157.35 | \$0.00     | \$1,187.63     | \$7,344.98 | \$3,672.49      | \$3,672.49      |
| 4-6  | \$5,619.22 | \$0.00     | \$1,187.63     | \$6,806.85 | \$3,403.43      | \$3,403.42      |

[Click to display ancillary fee breakdown](#)

[Schedule of Fees for Services, Co-op, and Course-Related Fees](#)

---

Education 2-year (Consecutive)

| Year | Tuition    | Field Trip | Ancillary Fees | Total      | 1st Installment | 2nd Installment |
|------|------------|------------|----------------|------------|-----------------|-----------------|
| 1    | \$6,259.64 | \$0.00     | \$1,207.63     | \$7,467.27 | \$3,733.64      | \$3,733.63      |
| 2    | \$6,259.64 | \$0.00     | \$1,187.63     | \$7,447.27 | \$3,723.64      | \$3,723.63      |

[Click to display ancillary fee breakdown](#)

[Schedule of Fees for Services, Co-op, and Course-Related Fees](#)

Engineering Degree

| Year | Tuition    | Field Trip | Ancillary Fees | Total      | 1st Installment | 2nd Installment |
|------|------------|------------|----------------|------------|-----------------|-----------------|
| 1    | \$7,701.89 | \$30.00    | \$1,277.63     | \$9,009.52 | \$4,504.76      | \$4,504.76      |
| 2    | \$7,416.65 | \$30.00    | \$1,257.63     | \$8,704.28 | \$4,352.14      | \$4,352.14      |
| 3    | \$7,141.95 | \$30.00    | \$1,257.63     | \$8,429.58 | \$4,214.79      | \$4,214.79      |
| 4    | \$6,893.33 | \$30.00    | \$1,257.63     | \$8,180.96 | \$4,090.48      | \$4,090.48      |

[Click to display ancillary fee breakdown](#)

[Schedule of Fees for Services, Co-op, and Course-Related Fees](#)

Engineering-MBA (Engineering Rates Years 1-4)

| Year | Tuition | Field | Ancillary | Total | 1st Installment | 2nd |
|------|---------|-------|-----------|-------|-----------------|-----|
|------|---------|-------|-----------|-------|-----------------|-----|

|   |            | Trip    | Fees       |            |            | Installment |
|---|------------|---------|------------|------------|------------|-------------|
| 1 | \$7,701.89 | \$30.00 | \$1,277.63 | \$9,009.52 | \$4,504.76 | \$4,504.76  |
| 2 | \$7,416.65 | \$30.00 | \$1,257.63 | \$8,704.28 | \$4,352.14 | \$4,352.14  |
| 3 | \$7,141.95 | \$30.00 | \$1,257.63 | \$8,429.58 | \$4,214.79 | \$4,214.79  |
| 4 | \$6,893.33 | \$30.00 | \$1,257.63 | \$8,180.96 | \$4,090.48 | \$4,090.48  |

[Click to display ancillary fee breakdown](#)

[Schedule of Fees for Services, Co-op, and Course-Related Fees](#)

---

**Environmental Management and Natural Resources Management (HBEM, HBScF)**

| Year | Tuition    | Field Trip | Ancillary Fees | Total      | 1st Installment | 2nd Installment |
|------|------------|------------|----------------|------------|-----------------|-----------------|
| 1    | \$5,984.51 | \$350.00   | \$1,207.63     | \$7,542.14 | \$3,771.07      | \$3,771.07      |
| 2    | \$5,955.86 | \$350.00   | \$1,187.63     | \$7,493.49 | \$3,746.75      | \$3,746.74      |
| 3    | \$5,915.30 | \$800.00   | \$1,187.63     | \$7,902.93 | \$3,951.47      | \$3,951.46      |
| 4    | \$5,398.29 | \$1,000.00 | \$1,187.63     | \$7,585.92 | \$3,792.96      | \$3,792.96      |

[Click to display ancillary fee breakdown](#)

[Schedule of Fees for Services, Co-op, and Course-Related Fees](#)

---

**Environmental Science (Biol, Earth Sci, Geog)**

| Year | Tuition | Field | Ancillary | Total | 1st Installment | 2nd |
|------|---------|-------|-----------|-------|-----------------|-----|
|------|---------|-------|-----------|-------|-----------------|-----|

|   |            | Trip   | Fees       |            |            | Installment |
|---|------------|--------|------------|------------|------------|-------------|
| 1 | \$5,984.51 | \$0.00 | \$1,207.63 | \$7,192.14 | \$3,596.07 | \$3,596.07  |
| 2 | \$5,955.86 | \$0.00 | \$1,187.63 | \$7,143.49 | \$3,571.75 | \$3,571.74  |
| 3 | \$5,915.30 | \$0.00 | \$1,187.63 | \$7,102.93 | \$3,551.47 | \$3,551.46  |
| 4 | \$5,398.29 | \$0.00 | \$1,187.63 | \$6,585.92 | \$3,292.96 | \$3,292.96  |

[Click to display ancillary fee breakdown](#)

[Schedule of Fees for Services, Co-op, and Course-Related Fees](#)

---

Environmental Studies - Geography

| Year | Tuition    | Field Trip | Ancillary Fees | Total      | 1st Installment | 2nd Installment |
|------|------------|------------|----------------|------------|-----------------|-----------------|
| 1    | \$5,984.51 | \$0.00     | \$1,207.63     | \$7,192.14 | \$3,596.07      | \$3,596.07      |
| 2    | \$5,955.86 | \$0.00     | \$1,187.63     | \$7,143.49 | \$3,571.75      | \$3,571.74      |
| 3    | \$5,915.30 | \$0.00     | \$1,187.63     | \$7,102.93 | \$3,551.47      | \$3,551.46      |
| 4    | \$5,398.29 | \$0.00     | \$1,187.63     | \$6,585.92 | \$3,292.96      | \$3,292.96      |

[Click to display ancillary fee breakdown](#)

[Schedule of Fees for Services, Co-op, and Course-Related Fees](#)

---

Kinesiology

| Year | Tuition | Field Trip | Ancillary Fees | Total | 1st Installment | 2nd Installment |
|------|---------|------------|----------------|-------|-----------------|-----------------|
|------|---------|------------|----------------|-------|-----------------|-----------------|

|   |            |          |            |            |            |            |
|---|------------|----------|------------|------------|------------|------------|
| 1 | \$5,984.51 | \$105.00 | \$1,207.63 | \$7,297.14 | \$3,648.57 | \$3,648.57 |
| 2 | \$5,955.86 | \$105.00 | \$1,187.63 | \$7,248.49 | \$3,624.25 | \$3,624.24 |
| 3 | \$5,915.30 | \$105.00 | \$1,187.63 | \$7,207.93 | \$3,603.97 | \$3,603.96 |
| 4 | \$5,398.29 | \$105.00 | \$1,187.63 | \$6,690.92 | \$3,345.46 | \$3,345.46 |

[Click to display ancillary fee breakdown](#)

[Schedule of Fees for Services, Co-op, and Course-Related Fees](#)

---

Law

| Year | Tuition     | Ancillary Fees | Total       | 1st Installment | 2nd Installment |
|------|-------------|----------------|-------------|-----------------|-----------------|
| 1    | \$16,734.43 | \$1,232.63     | \$17,967.06 | \$8,983.53      | \$8,983.53      |
| 2    | \$15,796.28 | \$1,232.63     | \$17,028.91 | \$8,514.46      | \$8,514.45      |
| 3    | \$15,796.28 | \$1,232.63     | \$17,028.91 | \$8,514.46      | \$8,514.45      |

[Click to display ancillary fee breakdown](#)

[Schedule of Fees for Services, Co-op, and Course-Related Fees](#)

---

Nursing

| Year | Tuition    | Ancillary Fees | Total      | 1st Installment | 2nd Installment |
|------|------------|----------------|------------|-----------------|-----------------|
| 1    | \$5,984.51 | \$1,232.63     | \$7,217.14 | \$3,608.57      | \$3,608.57      |
|      |            |                |            |                 |                 |

|   |            |            |            |            |            |
|---|------------|------------|------------|------------|------------|
| 2 | \$5,955.86 | \$1,212.63 | \$7,168.49 | \$3,584.25 | \$3,584.24 |
| 3 | \$5,915.30 | \$1,212.63 | \$7,127.93 | \$3,563.97 | \$3,563.96 |
| 4 | \$5,398.29 | \$1,212.63 | \$6,610.92 | \$3,305.46 | \$3,305.46 |

[Click to display ancillary fee breakdown](#)

[Schedule of Fees for Services, Co-op, and Course-Related Fees](#)

---

**Outdoor Recreation (or Outdoor Rec with BA/BSc)**

| Year | Tuition    | Ancillary Fees | Total      | 1st Installment | 2nd Installment |
|------|------------|----------------|------------|-----------------|-----------------|
| 1    | \$5,984.51 | \$1,252.63     | \$7,237.14 | \$3,618.57      | \$3,618.57      |
| 2    | \$5,955.80 | \$1,232.63     | \$7,188.43 | \$3,594.22      | \$3,594.21      |
| 3    | \$5,915.30 | \$1,232.63     | \$7,147.93 | \$3,573.97      | \$3,573.96      |
| 4    | \$5,398.29 | \$1,232.63     | \$6,630.92 | \$3,315.46      | \$3,315.46      |

[Click to display ancillary fee breakdown](#)

[Schedule of Fees for Services, Co-op, and Course-Related Fees](#)

---

**Science**

| Year | Tuition    | Ancillary Fees | Total      | 1st Installment | 2nd Installment |
|------|------------|----------------|------------|-----------------|-----------------|
| 1    | \$5,984.51 | \$1,207.63     | \$7,192.14 | \$3,596.07      | \$3,596.07      |
|      |            |                |            |                 |                 |



|   |            |            |            |            |            |
|---|------------|------------|------------|------------|------------|
| 2 | \$5,955.86 | \$1,187.63 | \$7,143.49 | \$3,571.75 | \$3,571.74 |
| 3 | \$5,915.30 | \$1,187.63 | \$7,102.93 | \$3,551.47 | \$3,551.46 |
| 4 | \$5,398.29 | \$1,187.63 | \$6,585.92 | \$3,292.96 | \$3,292.96 |

[Click to display ancillary fee breakdown](#)

[Schedule of Fees for Services, Co-op, and Course-Related Fees](#)

Science (Geology)

| Year | Tuition    | Field Trip | Ancillary Fees | Total      | 1st Installment | 2nd Installment |
|------|------------|------------|----------------|------------|-----------------|-----------------|
| 1    | \$5,984.51 |            | \$1,207.63     | \$7,192.14 | \$3,596.07      | \$3,596.07      |
| 2    | \$5,955.86 |            | \$1,187.63     | \$7,143.49 | \$3,571.75      | \$3,571.74      |
| 3    | \$5,915.30 | \$535.00   | \$1,187.63     | \$7,637.93 | \$3,818.97      | \$3,818.96      |
| 4    | \$5,398.29 |            | \$1,187.63     | \$6,585.92 | \$3,292.96      | \$3,292.96      |

[Click to display ancillary fee breakdown](#)

[Schedule of Fees for Services, Co-op, and Course-Related Fees](#)



[Academic Calendar](#)  
[myCourselink](#)  
[Library](#)

Campus Status: Open ●  
[955 Oliver Rd.](#)  
[Thunder Bay, ON, P7B 5E1](#)  
[\(807\) 343.8110](#)

[myEmail](#)

[myInfo](#)

[Directory](#)

[A-Z Index](#)

[Contact Us](#)


[Careers](#)

[Accessibility](#)



[tbay@lakeheadu.ca](mailto:tbay@lakeheadu.ca)





... ▢ [Student Fees Information](#) ▢ [Undergraduate](#)

▢ **MANDATORY COVID-19 VACCINE PASSPORT and DAILY SCREENING**

# Undergraduate Fees

Citizenship Status

▾  
Canadian/Permanent Resident

Academic Year

▾  
2020-2021

Campus

▾  
Thunder Bay

Program

▾  
- Any -

Registration Term

▾  
Fall/Winter

Attendance Level

▾  
Part-time

**Arts (Includes, but is not limited to: HBMus, HBFA, Palliative Care, Dementia Studies, NLIP)**

|      |                 |               |                 |               |
|------|-----------------|---------------|-----------------|---------------|
| Year | 1.0 FCE Tuition | 1.0 FCE Total | 0.5 FCE Tuition | 0.5 FCE Total |
|------|-----------------|---------------|-----------------|---------------|

|   |            |            |          |          |
|---|------------|------------|----------|----------|
| 1 | \$1,196.90 | \$1,316.23 | \$598.45 | \$658.12 |
| 2 | \$1,191.17 | \$1,310.50 | \$595.59 | \$655.25 |
| 3 | \$1,183.06 | \$1,302.39 | \$591.53 | \$651.20 |
| 4 | \$1,079.66 | \$1,198.99 | \$539.83 | \$599.49 |

[Click to display ancillary fee breakdown](#)

[Schedule of Fees for Services, Co-op, and Course-Related Fees](#)

---

**Business Administration**

| Year | 1.0 FCE Tuition | 1.0 FCE Total | 0.5 FCE Tuition | 0.5 FCE Total |
|------|-----------------|---------------|-----------------|---------------|
| 3    | \$1,245.82      | \$1,365.15    | \$622.91        | \$682.57      |

[Click to display ancillary fee breakdown](#)

[Schedule of Fees for Services, Co-op, and Course-Related Fees](#)

---

**Commerce (Honours)**

| Year | 1.0 FCE Tuition | 1.0 FCE Total | 0.5 FCE Tuition | 0.5 FCE Total |
|------|-----------------|---------------|-----------------|---------------|
| 1    | \$1,434.15      | \$1,553.48    | \$717.07        | \$776.74      |
| 2    | \$1,381.03      | \$1,500.36    | \$690.52        | \$750.18      |
| 3    | \$1,329.88      | \$1,449.21    | \$664.94        | \$724.61      |
| 4    | \$1,288.60      | \$1,407.93    | \$644.30        | \$703.97      |

[Click to display ancillary fee breakdown](#)

[Schedule of Fees for Services, Co-op, and Course-Related Fees](#)

Common Year Applied Science

| Year | 1.0 FCE Tuition | 1.0 FCE Total | 0.5 FCE Tuition | 0.5 FCE Total |
|------|-----------------|---------------|-----------------|---------------|
| 1    | \$1,253.28      | \$1,372.61    | \$626.64        | \$686.30      |

[Click to display ancillary fee breakdown](#)

[Schedule of Fees for Services, Co-op, and Course-Related Fees](#)

Education (Concurrent)

| Year | 1.0 FCE Tuition | 1.0 FCE Total | 0.5 FCE Tuition | 0.5 FCE Total |
|------|-----------------|---------------|-----------------|---------------|
| 1    | \$1,245.86      | \$1,365.19    | \$622.93        | \$682.60      |
| 2    | \$1,239.90      | \$1,359.23    | \$619.95        | \$679.62      |
| 3    | \$1,231.47      | \$1,350.80    | \$615.74        | \$675.40      |
| 4-6  | \$1,123.84      | \$1,243.17    | \$561.92        | \$621.59      |

[Click to display ancillary fee breakdown](#)

[Schedule of Fees for Services, Co-op, and Course-Related Fees](#)

Education 2-year (Consecutive)

| Year | 1.0 FCE Tuition | 1.0 FCE Total | 0.5 FCE Tuition | 0.5 FCE Total |
|------|-----------------|---------------|-----------------|---------------|
|      |                 |               |                 |               |

|   |            |            |          |          |
|---|------------|------------|----------|----------|
| 1 | \$1,251.93 | \$1,371.26 | \$625.96 | \$685.63 |
| 2 | \$1,251.93 | \$1,371.26 | \$625.96 | \$685.63 |

[Click to display ancillary fee breakdown](#)

[Schedule of Fees for Services, Co-op, and Course-Related Fees](#)

Engineering Degree

| Year | 1.0 FCE Tuition | 1.0 FCE Total | 0.5 FCE Tuition | 0.5 FCE Total |
|------|-----------------|---------------|-----------------|---------------|
| 1    | \$1,540.38      | \$1,659.71    | \$770.19        | \$829.85      |
| 2    | \$1,483.33      | \$1,602.66    | \$741.67        | \$801.33      |
| 3    | \$1,428.39      | \$1,547.72    | \$714.20        | \$773.86      |
| 4    | \$1,378.67      | \$1,498.00    | \$689.33        | \$749.00      |

[Click to display ancillary fee breakdown](#)

[Schedule of Fees for Services, Co-op, and Course-Related Fees](#)

Engineering-MBA (Engineering Rates Years 1-4)

| Year | 1.0 FCE Tuition | 1.0 FCE Total | 0.5 FCE Tuition | 0.5 FCE Total |
|------|-----------------|---------------|-----------------|---------------|
| 1    | \$1,540.38      | \$1,659.71    | \$770.19        | \$829.85      |
| 2    | \$1,483.33      | \$1,602.66    | \$741.67        | \$801.33      |
| 3    | \$1,428.39      | \$1,547.72    | \$714.20        | \$773.86      |
|      |                 |               |                 |               |

|   |            |            |          |          |
|---|------------|------------|----------|----------|
| 4 | \$1,378.67 | \$1,498.00 | \$689.33 | \$749.00 |
|---|------------|------------|----------|----------|

[Click to display ancillary fee breakdown](#)

[Schedule of Fees for Services, Co-op, and Course-Related Fees](#)

---

**Environmental Management and Natural Resources Management (HBEM, HBScF)**

| Year | 1.0 FCE Tuition | 1.0 FCE Total | 0.5 FCE Tuition | 0.5 FCE Total |
|------|-----------------|---------------|-----------------|---------------|
| 1    | \$1,196.90      | \$1,316.23    | \$598.45        | \$658.12      |
| 2    | \$1,191.17      | \$1,310.50    | \$595.59        | \$655.25      |
| 3    | \$1,183.06      | \$1,302.39    | \$591.53        | \$651.20      |
| 4    | \$1,079.66      | \$1,198.99    | \$539.83        | \$599.49      |

[Click to display ancillary fee breakdown](#)

[Schedule of Fees for Services, Co-op, and Course-Related Fees](#)

---

**Environmental Science (Biol, Earth Sci, Geog)**

| Year | 1.0 FCE Tuition | 1.0 FCE Total | 0.5 FCE Tuition | 0.5 FCE Total |
|------|-----------------|---------------|-----------------|---------------|
| 1    | \$1,196.90      | \$1,316.23    | \$598.45        | \$658.12      |
| 2    | \$1,191.17      | \$1,310.50    | \$595.59        | \$655.25      |
| 3    | \$1,183.06      | \$1,302.39    | \$591.53        | \$651.20      |
| 4    | \$1,079.66      | \$1,198.99    | \$539.83        | \$599.49      |

[Click to display ancillary fee breakdown](#)

[Schedule of Fees for Services, Co-op, and Course-Related Fees](#)

---

**Environmental Studies - Geography**

| Year | 1.0 FCE Tuition | 1.0 FCE Total | 0.5 FCE Tuition | 0.5 FCE Total |
|------|-----------------|---------------|-----------------|---------------|
| 1    | \$1,196.90      | \$1,316.23    | \$598.45        | \$658.12      |
| 2    | \$1,191.17      | \$1,310.50    | \$595.59        | \$655.25      |
| 3    | \$1,183.06      | \$1,302.39    | \$591.53        | \$651.20      |
| 4    | \$1,079.66      | \$1,198.99    | \$539.83        | \$599.49      |

[Click to display ancillary fee breakdown](#)

[Schedule of Fees for Services, Co-op, and Course-Related Fees](#)

---

**Kinesiology**

| Year | 1.0 FCE Tuition | 1.0 FCE Total | 0.5 FCE Tuition | 0.5 FCE Total |
|------|-----------------|---------------|-----------------|---------------|
| 1    | \$1,196.90      | \$1,316.23    | \$598.45        | \$658.12      |
| 2    | \$1,191.17      | \$1,310.50    | \$595.59        | \$655.25      |
| 3    | \$1,183.06      | \$1,302.39    | \$591.53        | \$651.20      |
| 4    | \$1,079.66      | \$1,198.99    | \$539.83        | \$599.49      |

[Click to display ancillary fee breakdown](#)

[Schedule of Fees for Services, Co-op, and Course-Related Fees](#)



Law

| Year | 1.0 FCE Tuition | 1.0 FCE Total | 0.5 FCE Tuition | 0.5 FCE Total |
|------|-----------------|---------------|-----------------|---------------|
| 1    | \$3,346.89      | \$3,466.22    | \$1,673.44      | \$1,733.11    |
| 2    | \$3,159.26      | \$3,278.59    | \$1,579.63      | \$1,639.29    |
| 3    | \$3,159.26      | \$3,278.59    | \$1,579.63      | \$1,639.29    |

[Click to display ancillary fee breakdown](#)

[Schedule of Fees for Services, Co-op, and Course-Related Fees](#)

Nursing

| Year | 1.0 FCE Tuition | 1.0 FCE Total | 0.5 FCE Tuition | 0.5 FCE Total |
|------|-----------------|---------------|-----------------|---------------|
| 1    | \$1,196.90      | \$1,316.23    | \$598.45        | \$658.12      |
| 2    | \$1,191.17      | \$1,310.50    | \$595.59        | \$655.25      |
| 3    | \$1,183.06      | \$1,302.39    | \$591.53        | \$651.20      |
| 4    | \$1,079.66      | \$1,198.99    | \$539.83        | \$599.49      |

[Click to display ancillary fee breakdown](#)

[Schedule of Fees for Services, Co-op, and Course-Related Fees](#)

Outdoor Recreation (or Outdoor Rec with BA/BSc)

| Year | 1.0 FCE Tuition | 1.0 FCE Total | 0.5 FCE Tuition | 0.5 FCE Total |
|------|-----------------|---------------|-----------------|---------------|
| 1    | \$1,196.90      | \$1,316.23    | \$598.45        | \$658.12      |
| 2    | \$1,191.16      | \$1,310.49    | \$595.58        | \$655.25      |
| 3    | \$1,183.06      | \$1,302.39    | \$591.53        | \$651.20      |
| 4    | \$1,079.66      | \$1,198.99    | \$539.83        | \$599.49      |

[Click to display ancillary fee breakdown](#)

[Schedule of Fees for Services, Co-op, and Course-Related Fees](#)

---

Science

| Year | 1.0 FCE Tuition | 1.0 FCE Total | 0.5 FCE Tuition | 0.5 FCE Total |
|------|-----------------|---------------|-----------------|---------------|
| 1    | \$1,196.90      | \$1,316.23    | \$598.45        | \$658.12      |
| 2    | \$1,191.17      | \$1,310.50    | \$595.59        | \$655.25      |
| 3    | \$1,183.06      | \$1,302.39    | \$591.53        | \$651.20      |
| 4    | \$1,079.66      | \$1,198.99    | \$539.83        | \$599.49      |

[Click to display ancillary fee breakdown](#)

[Schedule of Fees for Services, Co-op, and Course-Related Fees](#)

---


Science (Geology)

| Year | 1.0 FCE Tuition | 1.0 FCE Total | 0.5 FCE Tuition | 0.5 FCE Total |
|------|-----------------|---------------|-----------------|---------------|
|      |                 |               |                 |               |


|   |            |            |          |          |
|---|------------|------------|----------|----------|
| 1 | \$1,196.90 | \$1,316.23 | \$598.45 | \$658.12 |
| 2 | \$1,191.17 | \$1,310.50 | \$595.59 | \$655.25 |
| 3 | \$1,183.06 | \$1,302.39 | \$591.53 | \$651.20 |
| 4 | \$1,079.66 | \$1,198.99 | \$539.83 | \$599.49 |

[Click to display ancillary fee breakdown](#)

[Schedule of Fees for Services, Co-op, and Course-Related Fees](#)



[Academic Calendar](#)  
[myCourselink](#)  
[Library](#)  
[myEmail](#)  
[myInfo](#)  
[Directory](#)  
[A-Z Index](#)  
[Contact Us](#)  
[Careers](#)  
[Accessibility](#)



Campus Status: Open ●

[955 Oliver Rd](#)  
[Thunder Bay, ON, P7B 5E1](#)  
[\(807\) 343.8110](#)  
[tbay@lakeheadu.ca](mailto:tbay@lakeheadu.ca)

© 2021 Lakehead University. All Rights Reserved.

Back to Top

https://www.lakeheadu.ca/students/finances/tuition-fees/fees/undergraduate[2021-11-19 10:36:53 AM]

| <b>2020-21 Compulsory Ancillary Fees - Undergraduate Full-Time (Thunder Bay)</b> | <b>Code</b> | <b>Amount</b>                     |
|--|-------------|-----------------------------------|
| <i>Lakehead University Services Fees</i>   |             |                                   |
| Athletic Building Fund   | SABFF       | 70.00                             |
| Athletic Building Fee (Wolf Den) - 50% billed to reflect charge for Jan-Apr 2021 | SABWF       | <del>(99.00)</del> 49.50          |
| Student Recreation and Wellness  | SATHF       | 120.18                            |
| Computer Enhancement (Technology) Fee  | SCOMF       | 25.00                             |
| Health Services Support Fee  | SHEAF       | 63.20                             |
| Capital Improvements C.J. Sanders Building                                       | SCISF       | 30.00                             |
| <i>Lakehead Services Subtotal:</i>   |             | <del>(407.38)</del> <b>357.88</b> |
| <i>Lakehead University Student Union (LUSU) Fees</i>                             |             |                                   |
| LUSU Capital Fund  | SBLDF       | 51.03                             |
| LUSU Medical/Dental  | SMEDF *     | 392.07                            |
| LUSU Bus Pass  | SLBUS **    | 198.95                            |
| LUSU Activity Fee  | SLUSF       | 138.24                            |
| Aboriginal Programming Fee   | SLRAB       | 2.00                              |
| AFCASA African Caribbean Student Association Fee                                 | SLRAF       | 0.50                              |
| Nanabijou Fee  | SLRNA       | 5.00                              |
|  |             |                                   |

|  |       |                                       |
|--|-------|---------------------------------------|
| Social Action Fee  | SLRSA | 2.00                                  |
| Sustainability   | SLRSU | 5.50                                  |
| WUSC - World University Service of Canada (Sponsor Refugee Students)           | SLRWU | 7.00                                  |
| Canadian Federation of Students (CFS) Fee                                      | SLCSF | 17.46                                 |
| LU Radio Fee   | SRADF | 10.00                                 |
| <i>LUSU Fees Subtotal:</i>   |       | <b>829.75</b>                         |
| <b>TOTAL Compulsory Ancillary Fees - Undergraduate Full-Time (Thunder Bay)</b> |       | <del>(1,237.13)</del> <b>1,187.63</b> |

\* The LUSU Medical/Dental Insurance (SMEDF) policy is effective September 1, for the 12 months ending August 31. All full-time undergraduate students who have registered in 3.75 or more FCEs by the last day to register in September are automatically assessed this mandatory fee. **Should a student have comparable coverage and choose to opt-out they may do so by going to the LUSU Website at [www.lusu.ca](http://www.lusu.ca) and clicking on opt-out to proceed. No exceptions or extensions.** Opting out does not remove the fee from your student account. For additional information regarding LUSU services including Medical and Dental please go to [www.lusu.ca](http://www.lusu.ca) or contact LUSU directly by phone (807) 343-8259

*Co-op students and Graduate students are not covered but may purchase the Plan.*

\*\* The LUSU Bus Pass Fee (SLBUS): All full-time undergraduate students who have registered in 3.75 or more FCEs by the last day to register in September are automatically assessed this mandatory fee.

| <b>2020-21 Compulsory Ancillary Fees for First Year<br/>- Undergraduate Full-Time Students (Thunder Bay)</b> | <b>Code</b> | <b>Amount</b>   |
|--|-------------|-----------------|
| Orientation & First Year Experience Fee  | SORIE       | 20.00           |
| Total Compulsory Ancillary Fees - Undergraduate Full-Time (Thunder Bay):                                     |             | 1,187.63        |
| <b>TOTAL Compulsory Ancillary Fees for First Year<br/>Students - Undergraduate Full-Time (Thunder Bay):</b>  |             | <b>1,207.63</b> |

| <b>2020-2021 Ancillary Fees for Full-Time Undergraduate Engineering Students (Thunder Bay)</b> | <b>Code</b> | <b>Amount</b>            |
|--|-------------|--------------------------|
| <i>Lakehead University Services &amp; Engineering Fees</i>                                     |             |                          |
| Athletic Building Fund   | SABFF       | 70.00                    |
| Athletic Building Fee (Wolf Den) (charged 50% to reflect January to April 2021)                | SABWF       | <del>99.00</del> 49.50   |
| Student Recreation and Wellness  | SATHF       | 120.18                   |
| Computer Enhancement (Technology) Fee  | SCOMF       | 25.00                    |
| Health Services Support Fee  | SHEAF       | 63.20                    |
| Capital Improvements C.J. Sanders Building   | SCISF       | 30.00                    |
| Engineering Equipment Endowment Fee  | SENGQ       | 35.00                    |
| Engineering Fee  | SENGT       | 30.00                    |
| <i>Lakehead University Services &amp; Engineering Fees Subtotal:</i>                           |             | <del>472.38</del> 422.88 |
| <i>Lakehead University Student Union (LUSU) Fees</i>   |             |                          |
| LUSU Capital Fund Fee  | SBLDF       | 51.03                    |
| LUSU Medical/Dental  | SMEDF       | 392.07                   |
| LUSU Bus Pass  | SLBUS       | 198.95                   |
| LUSU Activity Fee  | SLUSF       | 138.24                   |
| Aboriginal Programming   | SLRAB       | 2.00                     |
| AFCASA African Caribbean Student Association Fee   | SLRAF       | 0.50                     |
| Nanabijou Fee  | SLRNA       | 5.00                     |

|  |       |                 |
|--|-------|-----------------|
| Social Action Fee  | SLRSA | 2.00            |
| Sustainability Fee   | SLRSU | 5.50            |
| WUSC - World University Service of Canada (Sponsor Refugee Students) | SLRWU | 7.00            |
| CFS - Canadian Federation of Students Fee                            | SLCFS | 17.46           |
| LU Radio Fee   | SRADF | 10.00           |
| Engineering Student Society Fee                                      | SENGS | 35.00           |
| <i>LUSU Fees Subtotal:</i>   |       | <i>864.75</i>   |
| <b>TOTAL Engineering Student Ancillary Fee (Thunder Bay):</b>        |       | <b>1,287.63</b> |

\* The LUSU Medical/Dental Insurance (SMEDF) policy is effective September 1, for the 12 months ending August 31. All full-time undergraduate students who have registered in 3.75 or more FCEs by the last day to register in September are automatically assessed this mandatory fee. **Should a student have comparable coverage and choose to opt-out they may do so by going to the LUSU Website at [www.lusu.ca](http://www.lusu.ca) and clicking on opt-out to proceed.** No exceptions or extensions. Opting out does not remove the fee from your student account. For additional information regarding LUSU services including Medical and Dental please go to [www.lusu.ca](http://www.lusu.ca) or contact LUSU directly by phone (807) 343-8259

*Co-op students and Graduate students are not covered but may purchase the Plan.*

\*\* The LUSU Bus Pass Fee (SLBUS): All full-time undergraduate students who have registered in 3.75 or more FCEs by the last day to register in September are automatically assessed this mandatory fee.

#### **First Year Students Only:**

| <b>2020-21 Compulsory Ancillary Fees for 1st Year Full-Time Students (Thunder Bay)- Engineering</b> | <b>Code</b> | <b>Amount</b>   |
|---|-------------|-----------------|
| Orientation & First Year Experience Fee   | SORIE       | 20.00           |
| <i>Lakehead Services, LUSU Services, and Engineering Fees Subtotal</i>                              |             | <i>1,287.63</i> |
| <b>Total</b>  |             | <b>1,307.63</b> |



| <b>2021-22 Compulsory Ancillary Fees for Full-Time Law Students (Thunder Bay)</b> | <b>Code</b> | <b>Amount</b> |
|---|-------------|---------------|
| <i>Lakehead University Services Fees:</i>   |             |               |
| Athletic Building Fund  | SABFF       | 70.00         |
| Athletic Building Fee (Wolf Den)  | SABWF       | 99.00         |
| Student Recreation and Wellness   | SATHF       | 121.38        |
| Computer Enhancement (Technology) Fee   | SCOMF       | 25.00         |
| Health Services Support Fee   | SHEAF       | 63.83         |
| Capital Improvements C.J. Sanders Building  | SCISF       | 30.00         |
| <i>Lakehead Services Subtotal:</i>  |             | <i>409.21</i> |
| <i>Lakehead University Student Union (LUSU) Fees:</i>                             |             |               |
| LUSU Capital Fund Fee   | SBLDF       | 51.50         |
| LUSU Medical/Dental*  | SMEDF       | 392.50        |
| LUSU Bus Pass**   | SLBUS       | 198.50        |
| LUSU Activity Fee   | SLUSF       | 138.50        |
| Aboriginal Programming  | SLRAB       | 2.00          |
| AFCASA African Caribbean Student Association Fee                                  | SLRAF       | 0.50          |
| Nanabijou Fee   | SLRNA       | 5.00          |
| Social Action Fee   | SLRSA       | 2.00          |

|  |       |                 |
|--|-------|-----------------|
| Sustainability Fee   | SLRSU | 5.50            |
| WUSC - World University Service of Canada (Sponsor Refugee Students) | SLRWU | 7.00            |
| CFS - Canadian Federation of Students Fee                            | SLCSF | 17.58           |
| LU Radio Fee   | SRADF | 10.00           |
| Law Student Society Fee  | SLAWS | 45.00           |
| <i>LUSU Fees Subtotal:</i>   |       | <i>865.58</i>   |
| <b>TOTAL Law Student Ancillary Fees (Upper Years):</b>               |       | <b>1,339.79</b> |

\* The LUSU Medical/Dental Insurance (SMEDF) policy is effective September 1, for the 12 months ending August 31. All full-time undergraduate students who have registered in 3.75 or more FCEs by the last day to register in September are automatically assessed this mandatory fee. **Should a student have comparable coverage and choose to opt-out they may do so by going to the LUSU Website at [www.lusu.ca](http://www.lusu.ca) and clicking on opt-out to proceed.** No exceptions or extensions. Opting out does not remove the fee from your student account. For additional information regarding LUSU services including Medical and Dental please go to [www.lusu.ca](http://www.lusu.ca) or contact LUSU directly by phone (807) 343-8259

*Co-op, Part-Time, Senior, and Graduate students are not covered but may purchase the Plan.*

\*\* The LUSU Bus Pass Fee (SLBUS): All full-time undergraduate students who have registered in 3.75 or more FCEs by the last day to register in September are automatically assessed this mandatory fee.

| <b>2020-21 Compulsory Ancillary Fees for Full-Time Undergraduate Nursing Students (Thunder Bay)</b> | <b>Code</b> | <b>Amount</b>              |
|---|-------------|----------------------------|
| <i>Lakehead University Services &amp; Nursing Fees</i>  |             |                            |
| Athletic Building Fund  | SABFF       | 70.00                      |
| Athletic Building Fee (Wolf Den) -<br>(50% of \$99 billed to reflect charge for Jan-Apr 2021)       | SABWF       | <del>(99.00)</del> 49.50   |
| Student Recreation and Wellness   | SATHF       | 120.18                     |
| Computer Enhancement<br>(Technology) Fee  | SCOMF       | 25.00                      |
| Health Services Support Fee   | SHEAF       | 63.20                      |
| Capital Improvements C.J. Sanders Building  | SCISF       | 30.00                      |
| Canadian Nursing Student Association  | SNURA       | 10.00                      |
| <i>LU Services &amp; Nursing Fees Subtotal:</i>   |             | <del>(417.38)</del> 367.88 |
| <b>Lakehead University Student Union (LUSU) Fees</b>  |             |                            |
| LUSU Capital Fund Fee   | SBLDF       | 51.03                      |
| LUSU Medical/Dental*  | SMEDF       | 392.07                     |
| LUSU Bus Pass**   | SLBUS       | 198.95                     |
| LUSU Activity Fee   | SLUSF       | 138.24                     |
| Aboriginal Programming  | SLRAB       | 2.00                       |

|  |       |                            |
|--|-------|----------------------------|
| AFCASA African Caribbean Student Association Fee                     | SLRAF | 0.50                       |
| Nanabijou Fee  | SLRNA | 5.00                       |
| Social Action Fee  | SLRSA | 2.00                       |
| Sustainability Fee   | SLRSU | 5.50                       |
| WUSC - World University Service of Canada (Sponsor Refugee Students) | SLRWU | 7.00                       |
| CFS - Canadian Federation of Students Fee                            | SLCSF | 17.46                      |
| LU Radio Fee   | SRADF | 10.00                      |
| Lakehead University Nursing Association Membership Fee               | SLUNM | 15.00                      |
| <i>LUSU Fees Subtotal:</i>   |       | <i>844.75</i>              |
| <b>TOTAL NURSING Student Ancillary Fee (Upper Years):</b>            |       | <b>(1,262.13) 1,212.63</b> |

**First Year Students Only:**

| <b>2020-21 Compulsory Ancillary Fees for First Year Full-Time Nursing Students (Thunder Bay)</b> | <b>Code</b> | <b>Amount</b>   |
|--|-------------|-----------------|
| Orientation & First Year Experience Fee  | SORIE       | 20.00           |
| TOTAL NURSING Student Ancillary Fee (Thunder Bay):   |             | 1,212.63        |
| <b>TOTAL First Year Nursing Student Ancillary Fee (Thunder Bay):</b>                             |             | <b>1,232.63</b> |

\* The LUSU Medical/Dental Insurance (SMEDF) policy is effective September 1, for the 12 months ending August 31. All full-time undergraduate students who have registered in 3.75 or more FCEs by the last day to register in September are automatically assessed this mandatory fee. **Should a student have comparable coverage, and choose to opt-out, they may do so by going to the LUSU Website at [www.lusu.ca](http://www.lusu.ca) and clicking on opt-out to proceed.** *No exceptions or extensions.* Opting out does not remove the fee from your student account. For additional information regarding LUSU services including Medical and Dental please go to [www.lusu.ca](http://www.lusu.ca) or contact LUSU directly by phone (807) 343-8259

*Co-op students and Graduate students are not covered but may purchase the Plan.*

\*\* The LUSU Bus Pass Fee (SLBUS): All full-time undergraduate students who have registered in 3.75 or more FCEs by the last day to register in September are automatically assessed this mandatory fee.

| <b>2020-21 Compulsory Ancillary Fees for Full-Time Undergraduate Outdoor Recreation, Parks, and Tourism (ORPT) Students (Thunder Bay)</b> | <b>Code</b> | <b>Amount</b>              |
|---|-------------|----------------------------|
| <i>Lakehead University Services Fees</i>  |             |                            |
| Athletic Building Fund  | SABFF       | 70.00                      |
| Athletic Building Fee (Wolf Den)<br>- 50% billed to reflect charge for Jan-Apr 2021   | SABWF       | <del>(99.00)</del> 49.50   |
| Student Recreation and Wellness   | SATHF       | 120.18                     |
| Computer Enhancement (Technology) Fee   | SCOMF       | 25.00                      |
| Health Services Support Fee   | SHEAF       | 63.20                      |
| Capital Improvements C.J. Sanders Building  | SCISF       | 30.00                      |
| <i>LU Services Fees Subtotal:</i>   |             | <del>(407.38)</del> 357.88 |
| <i>Lakehead University Student Union (LUSU) Fees</i>  |             |                            |
| LUSU Capital Fund Fee   | SBLDF       | 51.03                      |
| LUSU Medical/Dental   | SMEDF       | 392.07                     |
| LUSU Bus Pass   | SLBUS       | 198.95                     |
| LUSU Activity Fee   | SLUSF       | 138.24                     |
| Aboriginal Programming  | SLRAB       | 2.00                       |
| AFCASA African Caribbean Student Association Fee  | SLRAF       | 0.50                       |

|  |       |                                       |
|--|-------|---------------------------------------|
| Nanabijou Fee  | SLRNA | 5.00                                  |
| Social Action Fee  | SLRSA | 2.00                                  |
| Sustainability Fee   | SLRSU | 5.50                                  |
| WUSC - World University Service of Canada (Sponsor Refugee Students) | SLRWU | 7.00                                  |
| CFS - Canadian Federation of Students Fee                            | SLCSF | 17.46                                 |
| LU Radio Fee   | SRADF | 10.00                                 |
| Outdoor Recreation Equipment Endowment Fund (ORSSDF)                 | SOREF | 35.00                                 |
| Outdoor Recreations Student Association                              | SORSS | 10.00                                 |
| <i>LUSU Fees Subtotal:</i>   |       | <i>874.75</i>                         |
| <b>TOTAL ORPT Student Ancillary Fee -Thunder Bay (Upper Years):</b>  |       | <b><del>(1,282.13)</del> 1,232.63</b> |

**First Year Students:**

| <b>2020-21 Compulsory Ancillary Fees for First Year Full-Time ORPT Students (Thunder Bay)</b> | <b>Code</b> | <b>Amount</b>   |
|---|-------------|-----------------|
| Orientation & First Year Experience Fee   | SORIE       | 20.00           |
| TOTAL ORPT Student Ancillary Fee:   |             | 1,232.63        |
| <b>TOTAL First Year ORPT Student Ancillary Fee:</b>   |             | <b>1,252.63</b> |

\* The LUSU Medical/Dental Insurance (SMEDF) policy is effective September 1, for the 12 months ending August 31. All full-time undergraduate students who have registered in 3.75 or more FCEs by the last day to register in September are automatically assessed this mandatory fee. **Should a student have comparable coverage, and choose to opt-out, they may do so by going to the LUSU Website at [www.lusu.ca](http://www.lusu.ca) and clicking on opt-out to proceed.** *No exceptions or extensions.* Opting out does not remove the fee from your student account. For additional information regarding LUSU services including Medical and Dental please go to [www.lusu.ca](http://www.lusu.ca) or contact LUSU directly by phone (807) 343-8259

*Co-op students and Graduate students are not covered but may purchase the Plan.*

\*\* The LUSU Bus Pass Fee (SLBUS): All full-time undergraduate students who have registered in 3.75 or more FCEs by the last day to register in September are automatically assessed this mandatory fee.



| <b>2020-21 Ancillary Fees for Part-Time Undergraduate Students - Per Course (Thunder Bay)</b> | <b>Code</b> | <b>Amount (1.0FCE)</b>  | <b>Amount (0.5FCE)</b> |
|---|-------------|-------------------------|------------------------|
| <i>Lakehead University Services Fees</i>  |             |                         |                        |
| Athletic Building Fund  | SABFF       | 14.00                   | 7.00                   |
| Athletic Building Fee - 50% billed to reflect charge for Jan-Apr 2021                         | SABWF       | <del>(19.80)</del> 9.90 | <del>(9.90)</del> 4.95 |
| Student Recreation and Wellness   | SATHF       | 24.04                   | 12.02                  |
| Computer Enhancement (Technology) Fee   | SCOMF       | 5.00                    | 2.50                   |
| Health Services Support Fee   | SHEAF       | 12.64                   | 6.32                   |
| Capital Improvements C.J. Sanders Building  | SCISF       | 6.00                    | 3.00                   |
| <i>Lakehead University Services Subtotal:</i>   |             | <i>71.58</i>            | <i>35.79</i>           |
| <i>Lakehead University Student Union (LUSU) Fees</i>  |             |                         |                        |
| LUSU Capital Fund   | SBLDF       | 10.21                   | 5.10                   |
| LUSU Activity Fee   | SLUSF       | 27.65                   | 13.82                  |
| Aboriginal Programming Fee  | SLRAB       | 0.40                    | 0.20                   |
| AFCASA African Caribbean Student Association Fee  | SLRAF       | 0.10                    | 0.05                   |
| Nanabijou Fee   | SLRNA       | 1.00                    | 0.50                   |
| Social Action Fee   | SLRSA       | 0.40                    | 0.20                   |
| Sustainability Fee  | SLRSU       | 1.10                    | 0.55                   |
| WUSC World University Service of Canada (Sponsor Refugee Student) Fee                         | SLRWU       | 1.40                    | 0.70                   |
| CFS (Canadian Federation of Students) Fee   | SLCFS       | 3.49                    | 1.75                   |

|   |       |                        |                        |
|---|-------|------------------------|------------------------|
| LU Radio Fee  | SRADF | 2.00                   | 1.00                   |
| LUSU fees Subtotal:   |       | 47.75                  | 23.87                  |
| <b>TOTAL Part-Time Per Course Ancillary Fees (Thunder Bay):</b>   |       | <b>119.33</b>          | <b>59.66</b>           |
|   |       |                        |                        |
| <b>2020-21 Compulsory Ancillary Fees For Part-Time Undergraduate First Year Students:</b>               |       | <b>Amount (1.0FCE)</b> | <b>Amount (0.5FCE)</b> |
| Orientation and First Year Experience Fee (Flat Fee - not per course)                                   | SORIE | 20.00                  | 20.00                  |
| Part-Time Per Course Ancillary Fees (Thunder Bay):  |       | 119.33                 | 59.66                  |
| <b>TOTAL Part-Time Per Course Ancillary Fees - Undergraduate First Year/First Course (Thunder Bay):</b> |       | <b>139.33</b>          | <b>79.66</b>           |

**First Year Students Only:**

| <b>2020-21 Compulsory Ancillary Fees for First Year Part-Time Nursing Students (Thunder Bay)</b>    | <b>Code</b> | <b>Amount</b> |
|---|-------------|---------------|
| Orientation & First Year Experience Fee   | SORIE       | 20.00         |
| TOTAL NURSING Student Ancillary Fee (Thunder Bay):  |             | 125.32        |
| <b>TOTAL First Year Nursing Student Part-Time per course (1.0 FCE) Ancillary Fee (Thunder Bay):</b> |             | <b>145.32</b> |

| <b>2020-21 Compulsory Ancillary Fees for <u>Part-Time</u> (per 1.0 FCE) Undergraduate Nursing Students (Thunder Bay)</b> | <b>Code</b> | <b>Amount per 1.0 FCE</b>       |
|--|-------------|---------------------------------|
| <i>Lakehead University Services &amp; Nursing Fees</i>   |             |                                 |
| Athletic Building Fund   | SABFF       | 14.00                           |
| Athletic Building Fee (Wolf Den)<br>- 50% of \$19.80 billed to reflect charge for Jan-Apr 2021                           | SABWF       | <del>(19.80)</del> 9.90         |
| Student Recreation and Wellness  | SATHF       | 24.04                           |
| Computer Enhancement (Technology) Fee  | SCOMF       | 5.00                            |
| Health Services Support Fee  | SHEAF       | 12.64                           |
| Capital Improvements C.J. Sanders Building   | SCISF       | 6.00                            |
| Canadian Nursing Student Association   | SNURA       | 6.00 -FLAT Fee (not per course) |
| <i>LU Services &amp; Nursing Fees Subtotal:</i>  |             | <del>(87.48)</del> 77.58        |
| <i>Lakehead University Student Union (LUSU) Fees</i>   |             |                                 |
| LUSU Capital Fund Fee  | SBLDF       | 10.21                           |
| LUSU Activity Fee  | SLUSF       | 27.65                           |
| Aboriginal Programming   | SLRAB       | 0.40                            |
| AFCASA African Caribbean Student Association Fee   | SLRAF       | 0.10                            |
|  |             |                                 |

|  |       |                                   |
|--|-------|-----------------------------------|
| Nanabijou Fee  | SLRNA | 1.00                              |
| Social Action Fee  | SLRSA | 0.40                              |
| Sustainability Fee   | SLRSU | 1.10                              |
| WUSC - World University Service of Canada (Sponsor Refugee Students)           | SLRWU | 1.40                              |
| CFS - Canadian Federation of Students Fee                                      | SLCSF | 3.49                              |
| LU Radio Fee   | SRADF | 2.00                              |
| <i>LUSU Fees Subtotal:</i>   |       | 47.75                             |
| <b>TOTAL NURSING Student Per Course (1.0 FCE) Ancillary Fee (Upper Years):</b> |       | <b><del>(135.22)</del> 125.32</b> |