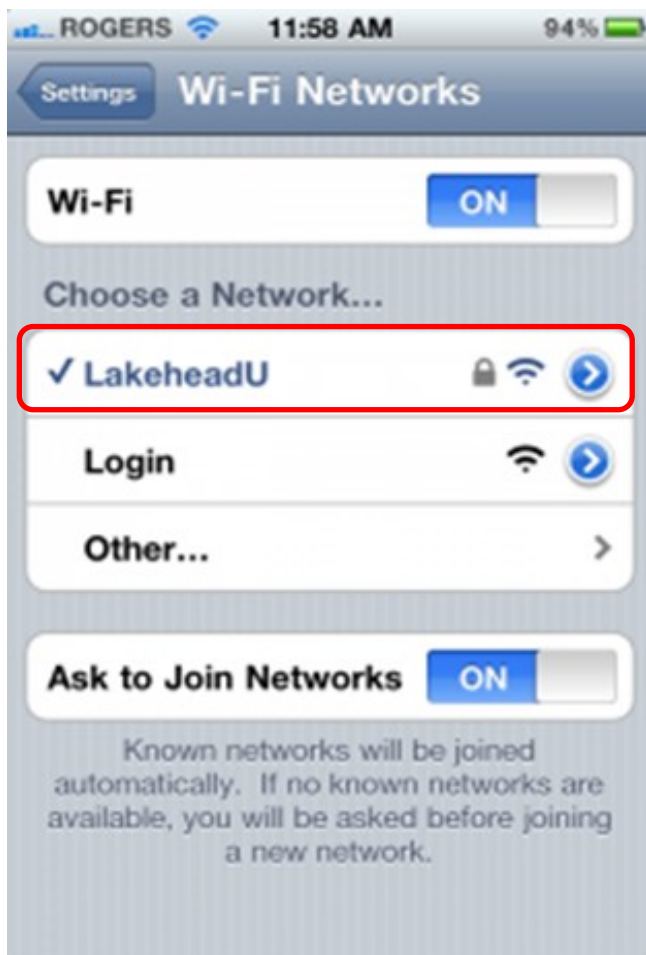


You will now be returned to the Wi-Fi Networks screen, and after a few moments a checkmark will appear beside 'LakeheadU'.



TSC supports wireless network access using Wi-Fi technology in many areas across campus:

- Agora
- ATAC
- Chancellor Paterson Library
- Bora Laskin
- Main Cafeteria
- PACI
- Residence Cafeteria
- Hangar
- Senate Chambers
- Orillia Academic Building
- Orillia Heritage Place
- Regional Centre
- Music and Visual Arts Building
- Orillia Residence
- School of Nursing
- Thunder Bay Residences: Bartley, Avila, Bearskin Lake, Deerlake Ridge, North Spirit Heights, Schrieber, Balmertown, Jellicoe, Shebandowan, Armstrong, Upsala

Contact Us



Phone: 807-346-7777

Email: helpdesk@lakeheadu.ca

Website: helpdesk.lakeheadu.ca

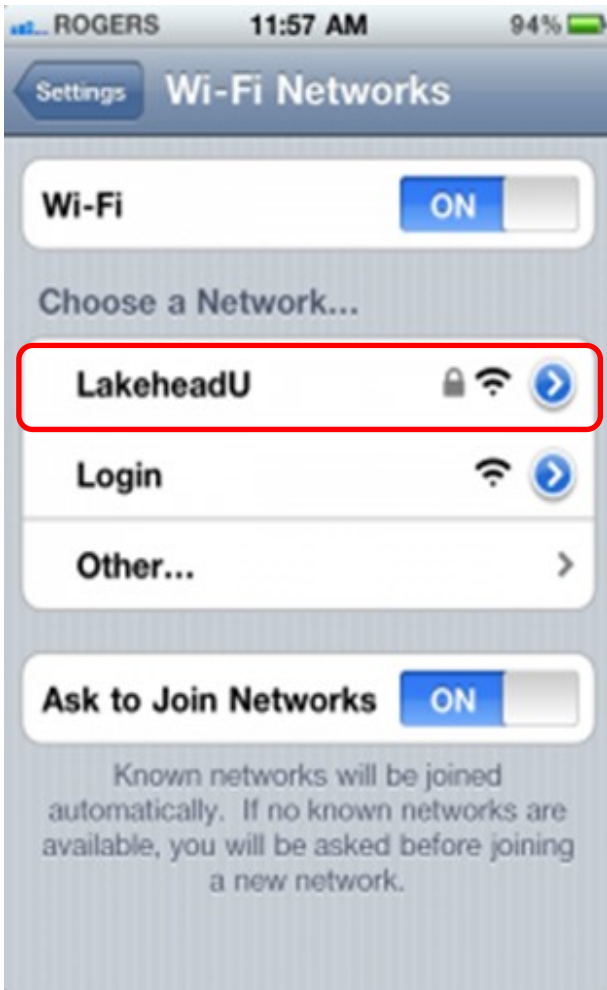
In person: Chancellor

Paterson Library main floor. Refer to our website for current hours of operation.

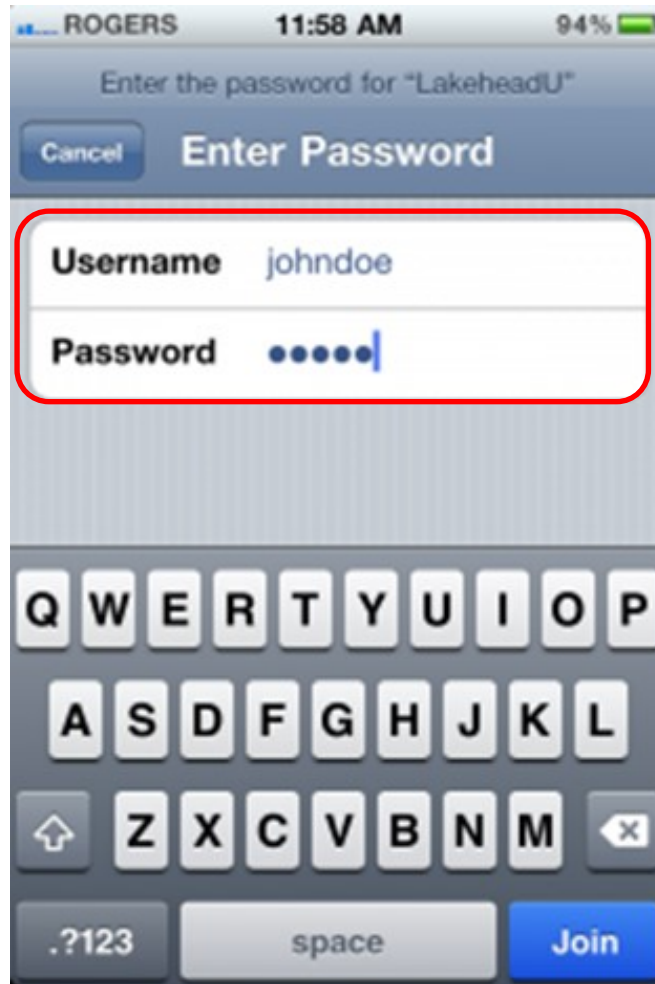
APPLE i-Pod/Pad/Phone WIRELESS SETUP

1. From the Home screen, select Settings.
2. Select Wi-Fi.
3. Select 'LakeheadU'.
4. When prompted, enter your Lakehead myEmail/myInfo username and password then select Join.
5. When prompted with a certificate, select Accept. Our certificate will display ADRADIUS-CA (Self signed by server).
6. You will now be returned to the Wi-Fi Networks screen, and after a few moments a checkmark will appear beside 'LakeheadU'.

Select 'LakeheadU'



When prompted, enter your Lakehead myEmail/myInfo, then select Join.



When prompted with a certificate, select Accept. Our certificate will display ADRADIUS-CA (Self signed by server).

